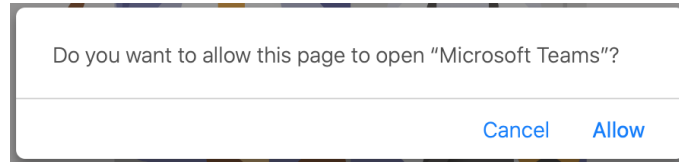


How to Access an MRC Teams Live Event

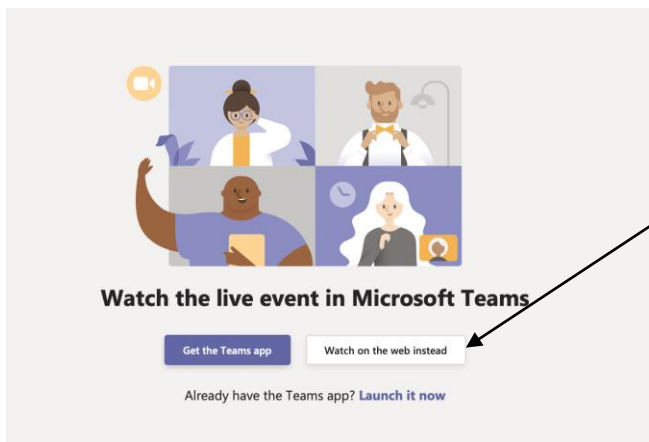
Accessing from a PC/Laptop:

Click on the link for the live event sent through.

This will open your web browser. You may get the following message, if so click 'Cancel'.

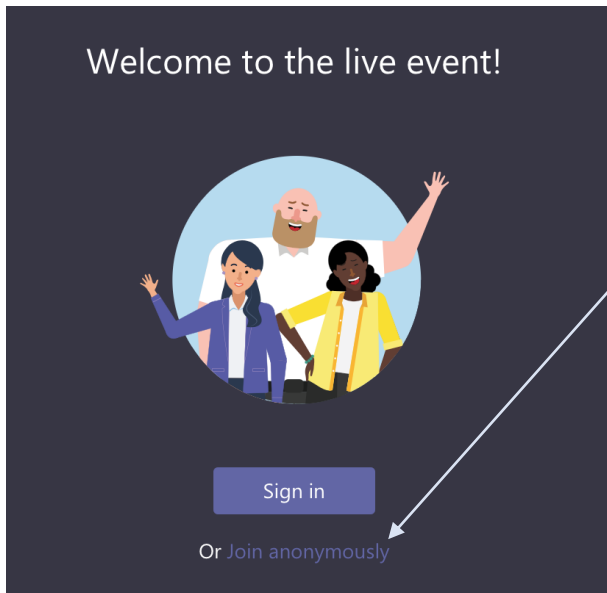


If not, the following screen will appear:



Now click on 'Watch on the web instead'.

The following screen will appear:




Click on 'Join anonymously' and you will join the meeting.

Accessing from a Tablet/Phone:


To access the event from a table or phone you will need to download the 'Microsoft Teams' app from your App Store.

Once downloaded click on the link to the event sent through.

This will open the Microsoft Teams App and you will be asked the following:



Click on 'Join as a guest'.



Add your name and then click on 'Join meeting' and you will join the meeting.