

Revision 2011

Midhurst Rother College



Free to achieve, belong and contribute

Get serious Start planning



Free to achieve, belong and contribute

But how...

- The most important thing you can do over the next few months leading up to the summer exams is to create and finalise your revision plan and timetable.
- Get familiar with your exam timetable for your chosen GCSE's / A-Levels
- Your revision plan needs to be detailed, well thought through and cover all the subjects you are studying focussing on each individual area within those subjects fully.



Free to achieve, belong and contribute

Stage 1 : The Overview

Before you can plan your revision you need to know what you've got to cover, what your strengths and weaknesses are and what **you** need to help **you** revise.

To do this well you've got to be systematic and go through each subject in turn working out what you need to cover, your present level of understanding and what you are going to need to revise that area.

Once you have all that information listed you can start to plan your revision timetable.

Here is an example of how you might implement Stage 1...



Stage 1: The Overview

Subject	Area	Topic	Resources	Priority
Maths	Numbers	Equations	<ul style="list-style-type: none">•Revision book•Class notes•Past paper	Low
	Graphs	Pie Charts	<ul style="list-style-type: none">•Class Notes (some missing)•Past paper	High



Free to achieve, belong and contribute

Stage 2: The Planning

- Your aim is to prioritise the difficult topics first, get them sorted and move on to the easier areas in good time for each of your exams.
- You need to know when your exams are, including each individual paper, and how much time you have left for each of your subjects before you sit the exam.
- Based on your overview you need to start to plan your revision time.
- That's not as easy as it sounds because to do it really well you should plan in detail what you need to do and cover.
- During your PSHEE lessons you will also be shown ways to prepare effectively for your exams.



Stage 2: The Planning

Date	Session 1	Session 2	Session 3	Session 4
	Maths	Biology	English Lit	French
Area	Numbers	Human Body	Exam text	Oral
Method	Mind Mapping	Cards	Notes	Cards
Aim	To understand...	To list the...	To look for...	To prepare...



Free to achieve, belong and contribute

Stage 2: The Planning

If it looks like a lot of hard work it is!

Exams are hard and the more detail you put into planning you revision the better you will do...it's that simple...

Remember...

You're doing all of this for just one person,

You!



Free to achieve, belong and contribute

Stage 3: Prepare

So you have planned your revision and got everything covered...

You may realise or find things are missing from your revision files and there are things you just don't understand. Everyone feels like that but the people who pass exams are the ones that do something about it and fully prepare!

Make sure you have all the information you need before you go away for February half term and then the Easter holidays and...

If in doubt about anything, ask a member of staff.

Key Contacts:

Director of Key Stage 5

Miss Jen Weeks

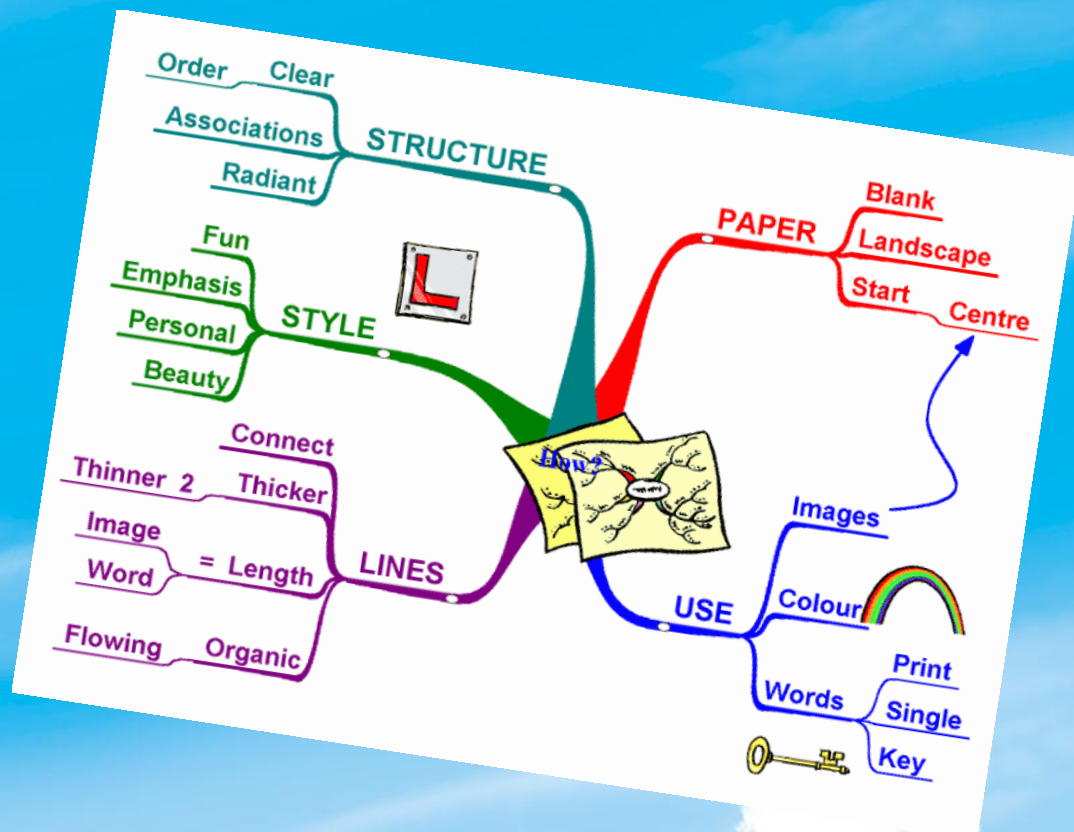

Coordinator of Key Stage 4

Miss Claire Eastwood



Revision Techniques

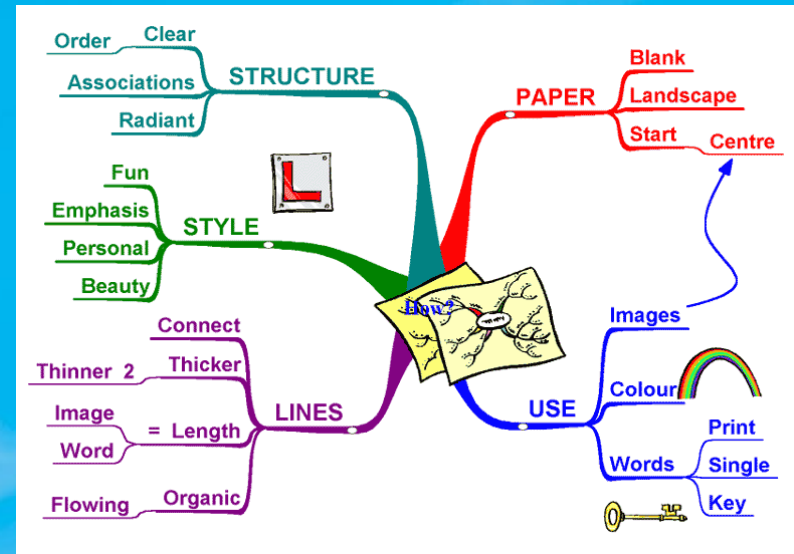
Here is a reminder of some of the other revision techniques and resources you should be using over the next few weeks and months:



Free to achieve, belong and contribute

Mind Mapping

- Useful if you are a visual learner
- Good for organising your ideas
- Can cover a whole topic on one page
- Forces you to make sense of information
- A good way to start getting to grips with a topic or area



Revision Cards

Why use them?

- Useful way of breaking down information into manageable sections
- Allows you to organise your notes into a logical and ordered way
- Forces you to transfer information and make sense of it
- They are portable
- Write a question on the back to turn them into an active revision technique
- More flexible than a notebook or folder



Revision Techniques

Some other things you can do:

- Mnemonics
- Past papers
- Revision books
- After College revision sessions / booster blast sessions
- Plan effectively
- Get your family to support you
- Don't hide from the truth/weaknesses
- Be positive



Free to achieve, belong and contribute

And finally...

Good Luck



Free to achieve, belong and contribute