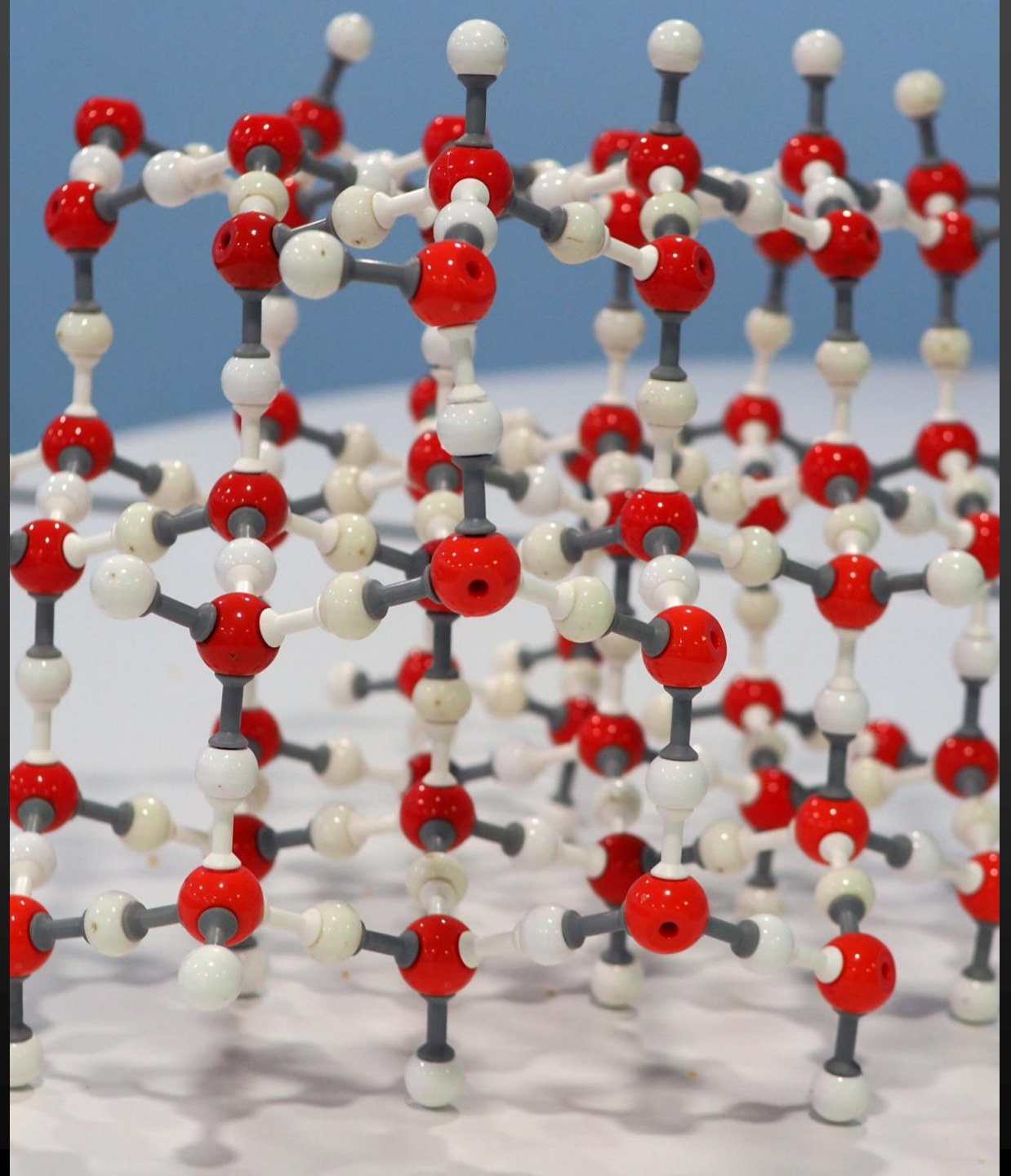




# Revising Science


How can it work for you?



# How can I (parent/carer) help?

Quiz on the knowledge organisers

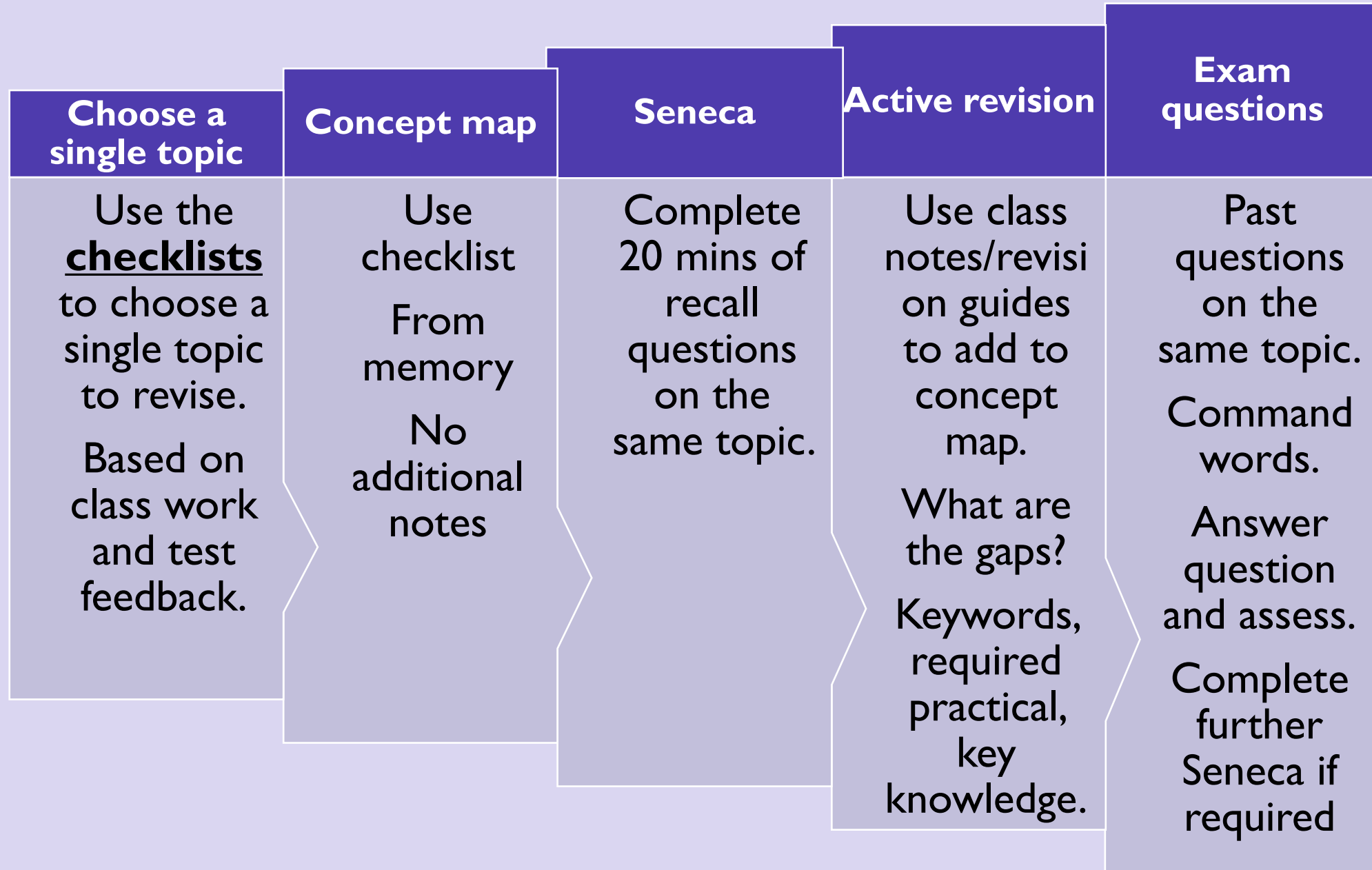
Quiz on the 'top 10' regularly



## Combined Science. Chemistry paper 2 – can you answer these top 10 Qs?

1. Explain why rate of reaction decreases over time
2. State the conditions required for equilibrium
3. **RP 11:** when measuring rate of reaction, suggest 2 ways which gas can be collected.
4. Compare the general formulae for alkanes and alkenes. How can they be distinguished from one another in a lab?
5. Describe how petrol is obtained from crude oil. (Hint: write about fractional distillation)
6. Describe the tests for carbon dioxide gas and oxygen gas.
7. **RP 12:** If more than one dot is seen during paper chromatography, what does this tell you about the substance?
8. What is a formulation? Give an example.
9. Describe the composition of the Earth's early atmosphere
10. What is meant by the term 'potable' water?

# Revision structure








# Which topic?

- Choose an area that was covered in earlier years. (Year 9 or 10)
- A topic you struggled with during lesson time and need to revisit.
- You were absent for or have no notes of.

Key Point	1	2
<b>Atomic Structure &amp; the Periodic Table</b>		
Describe the structure of an atom and calculate numbers of protons, neutrons and electrons given a periodic table		
Describe the development of the nuclear model of the atom from earlier models – e.g the plum pudding etc and how Rutherford’s work contributed to this		
Describe how mixtures can be separated using filtration, evaporation, distillation and chromatography		
Know the size of an atom and the nucleus		
Explain what is meant by an isotope and calculate the Atomic mass of an element given the percentage abundance of its isotopes		
Draw the electron configuration for any of the first 20 elements in the periodic table.		
Describe the layout of the modern periodic table and some of the steps in its development, including Mendeleev’s work		
Describe how atoms become ions and represent this using diagrams		
Explain why group 0 do not form ions and describe the properties of group 0 elements		
Describe the properties of the Group 1 metals and their reactions with oxygen and water		
Describe and explain the trend in Group 1 reactivity down the group		
Describe the properties of group 7 elements.		
Describe and explain the trend in reactivity of group 7 down the group		
Interpret practical observations to prove reactivity in group 7 – ie displacement of less reactive halogens		

# Lets have a go at starting the steps to revising

Train to Teach | 01730 812451 |  |  |  Sixth Form |  Arbor | Search... GO

 **Midhurst Rother College**  
The best in everyone™  
Part of United Learning

Home | Quick Guides | About Us ▾ | Information ▾ | Curriculum ▾ | Communication ▾

Assessment programme | Curriculum Overview | Exam Timetables and Exam information


Homework | MRC Scholars and More Able Learners | Reading










Revision Resources | Work experience and careers | **Year 11**

Curriculum > Year 11

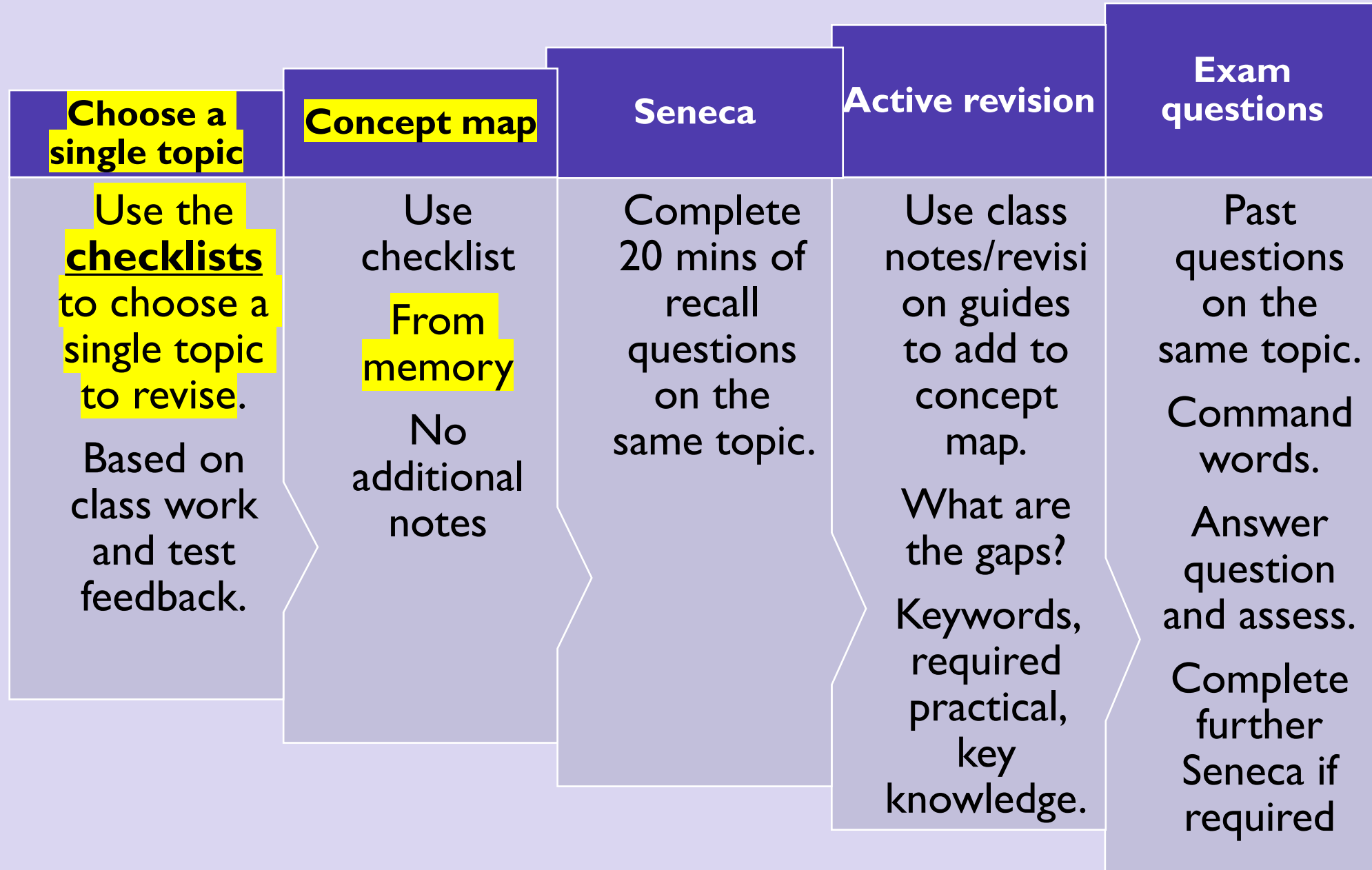
Curriculum Year 11

Checklists and knowledge organisers are all available on the school website under Curriculum, year 11.

Science  191 files

- Biology  52 files
- Chemistry  54 files
- Physics  37 files
- PHY Checklists**  4 files
  - Phy Paper 1 COMBINED Checklist 169Kb 
  - Phy Paper 1 TRIPLE Checklist 179Kb 
  - Phy Paper 2 COMBINED Checklist 182Kb 
  - Phy Paper 2 TRIPLE Checklist 197Kb 
- PHY COMBINED P1 CGP HW Q packs  5 files

# Revision structure



Here is the topic you are revising.  
Give yourself a strict time limit of no more than 20 minutes in this revision cycle.



Home SENECA

### Chemistry: AQA GCSE Higher

▶ Study

☆ Exam Prep 3

📅 Assignments

📅 ✕ ⚡

^ 1 Atomic Structure

∨ 1.1 Atoms & Elements

### Chemistry: AQA GCSE Higher


Next section: 2.1.4 Covalent & Me

Knowledge score

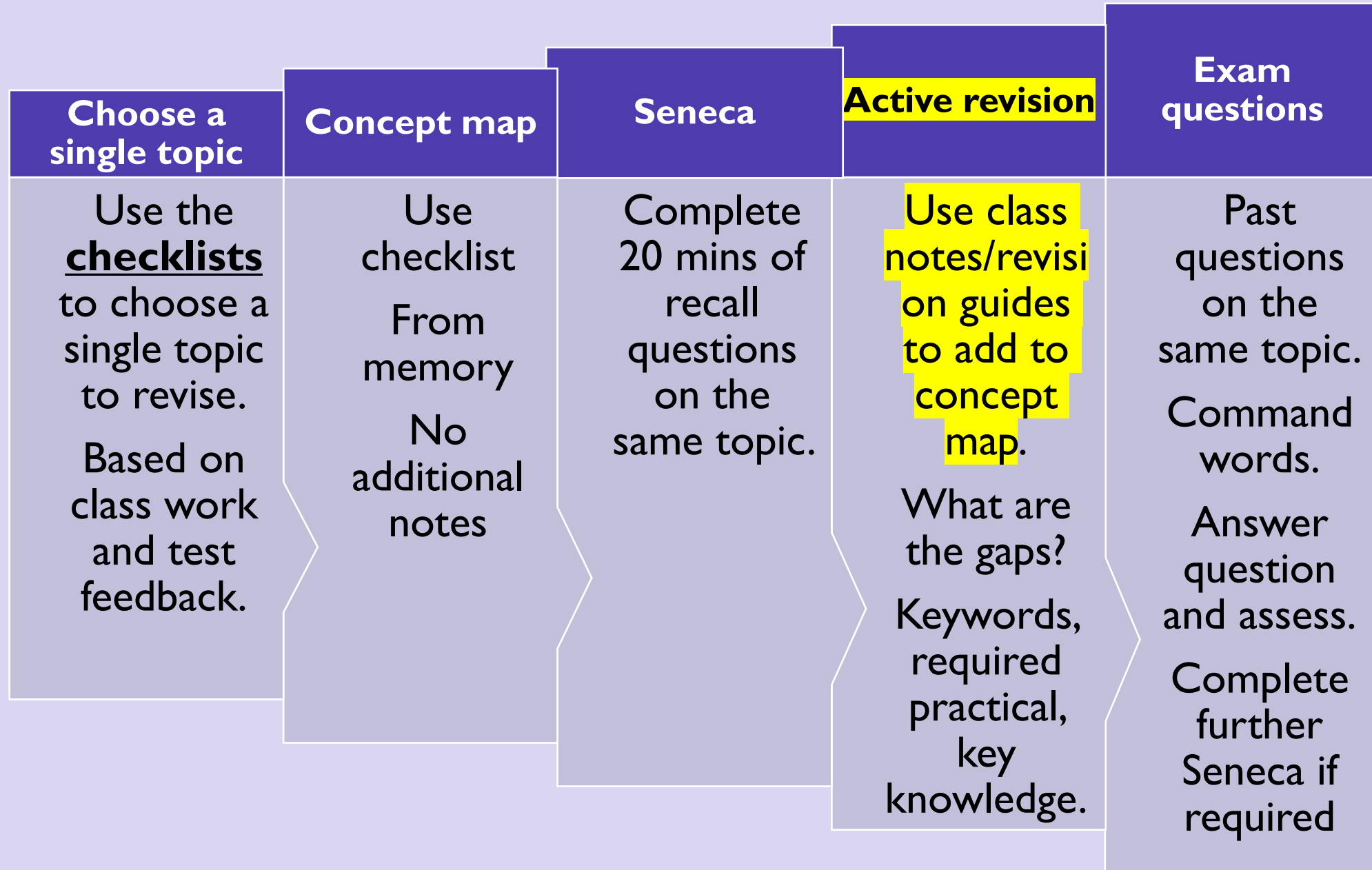
0

#### Similar courses for you

Chemistry: AQA GCSE Higher - HyperLearning



# Revision structure





# The final stage in your revision – putting it into practice

Exam questions by topic or complete past papers for you to practice your skills.

<https://www.physicsandmathstutor.com/chemistry-revision/gcse-aqa/>

Also available on the **Exam Ready** documents we share on Arbor.

## Notes

- Definitions
- Flashcards

## Summary Notes

- 1.1. A simple model of the atom, symbols, relative atomic mass, electronic charge and isotopes
- 1.2. The periodic table
- 1.3. Properties of transition metals

## Mind Maps

- 1.1. A Simple Model of the Atom, Symbols, Relative Atomic Mass, Electronic Charge and Isotopes
- 1.2. The Periodic Table
- 1.3. Properties of Transition Metals

## Videos

- 1.1. A simple model of the atom, symbols, relative atomic mass, electronic charge and isotopes
- 1.2. The Periodic Table
- 1.3. Properties of Transition Metals

## Questions by Topic

### 2018-2021 papers

- 1.1 A Simple Atomic Model MS
- 1.1 A Simple Atomic Model QP
- 1.2 The Periodic Table MS
- 1.2 The Periodic Table QP
- 1.3 Properties of Transition Metals MS
- 1.3 Properties of Transition Metals QP

### pre-2018 papers

Questions selected for the current specification

- 1.1 A Simple Atomic Model 1 MS
- 1.1 A Simple Atomic Model 1 QP
- 1.1 A Simple Atomic Model 2 MS
- 1.1 A Simple Atomic Model 2 QP
- 1.1 A Simple Atomic Model 3 MS
- 1.1 A Simple Atomic Model 3 QP
- 1.2 Periodic Table 1 MS
- 1.2 Periodic Table 1 QP
- 1.2 Periodic Table 2 MS
- 1.2 Periodic Table 2 QP
- 1.2 Periodic Table 3 MS
- 1.2 Periodic Table 3 QP

# The final stage in your revision – putting it into practice

Self assess and note down any gaps – **these are the bits to remember!**

## Notes

- Definitions
- Flashcards

## Summary Notes

- 1.1. A simple model of the atom, symbols, relative atomic mass, electronic charge and isotopes
- 1.2. The periodic table
- 1.3. Properties of transition metals

## Mind Maps

- 1.1. A Simple Model of the Atom, Symbols, Relative Atomic Mass, Electronic Charge and Isotopes
- 1.2. The Periodic Table
- 1.3. Properties of Transition Metals

## Videos

- 1.1. A simple model of the atom, symbols, relative atomic mass, electronic charge and isotopes
- 1.2. The Periodic Table
- 1.3. Properties of Transition Metals

## Questions by Topic

### 2018-2021 papers

- 1.1 A Simple Atomic Model MS
- 1.1 A Simple Atomic Model QP
- 1.2 The Periodic Table MS
- 1.2 The Periodic Table QP
- 1.3 Properties of Transition Metals MS
- 1.3 Properties of Transition Metals QP

### pre-2018 papers

Questions selected for the current specification

- 1.1 A Simple Atomic Model 1 MS
- 1.1 A Simple Atomic Model 1 QP
- 1.1 A Simple Atomic Model 2 MS
- 1.1 A Simple Atomic Model 2 QP
- 1.1 A Simple Atomic Model 3 MS
- 1.1 A Simple Atomic Model 3 QP
- 1.2 Periodic Table 1 MS
- 1.2 Periodic Table 1 QP
- 1.2 Periodic Table 2 MS
- 1.2 Periodic Table 2 QP
- 1.2 Periodic Table 3 MS
- 1.2 Periodic Table 3 QP